









p	Autumn A	Spring A	Summer A
Reception	<p>Portraits – painting and collage</p> <p>As they are learning all about themselves, children will learn all about portraits and self-portraits. Through looking at self-portraits by famous artists, children will begin to talk about what they like and don't like. They will have lots of opportunities to create using a range of materials both individually and working collaboratively.</p>	<p>Handa's Surprise – colour, pattern and texture</p> <p>Linking to the book Handa's Surprise, children will consider colour, pattern and texture through painting and collaging fruit and animals. Children will get the change to try weaving as a way of creating pattern. They will work collaboratively and develop their sense of space in creating class collages.</p>	<p>At the beach - Claude Monet</p> <p>As the children learn about the seaside, they will study famous art and artists including Lowry and Monet. They will experiment with creating their art work in different media including printing and drawing. The children will be given an opportunity to look back at the art work they have completed over the year and share it with their friends.</p>
Year 1 and 2	<p>Drawing</p> <p>Children will learn to communicate meaning through the marks that they make. They will investigate tone using pencil and use this to create poppy drawings for an art gallery at Armistice.</p>	<p>Sculpture – Andy Goldsworthy</p>  <p>Throughout this unit of work children will have the opportunity to develop their skills in sculpture. They will study the work of artist Andy Goldsworthy and they will recreate his style of work using both clay and natural materials.</p>	<p>Drawing – Viki Nicholls (Local Artist)</p>  <p>Children will build on the sketching skills that they have started developing in the autumn term to look at pattern and detail. They will consider proportion as they begin to observe as part of their drawing.</p>
Year 3 and 4	<p>Drawing – Sian Gibb (Local Artist)</p>  <p>Children will learn different pencil shading techniques they can use in their observational drawings. They will use the window method to encourage them to focus on small details in their creations.</p>	<p>Sculpture – Ian Rank-Broadley</p>  <p>Children will learn a range of sculpting techniques in order to create their own self-portrait sculpture. Ian Rank-Broadley is a British sculptor who has created many figurative sculptures.</p>	<p>Painting – Vincent Van Gogh</p>  <p>Children will learn about Van Gogh and his paintings to inspire their work on colour mixing to create tone and mood. They will investigate how they can add texture into their paintings.</p>
Year 5 and 6	<p>Drawing – Leonardo Da Vinci</p>  <p>Inspired by Leonardo Da Vinci's self-portrait work, the children will study portraits and learn about the proportions of the face. They will use this to create a portrait of a soldier from the Cinderford War Memorial for the Armistice Gallery.</p>	<p>Painting – David Hockney</p>  <p>Children will investigate landscapes in the style of David Hockney and use this to create their own art work using perspective and watercolours.</p>	<p>Sculpture – Lucie Rie and Greek Pottery</p>  <p>Inspired by Lucie Rie, children will look at how she creates vases of different shapes. They will use this along with their study of Ancient Greek vases to create their own decorated vase to tell a story or convey a message.</p>



St White's Primary School Art Overview Year A

